


# Guidelines for Community Participation Wesley Theological Seminary



Office of Community Life

[wesleyseminary.edu/communitylife/](http://wesleyseminary.edu/communitylife/)

Wesley Theological Seminary, in accordance with District law and the District Department of Health guidelines, provides this comprehensive document detailing the guidelines for engaging the campus community. These guidelines are provided for faculty, staff, students, and visitors to the Wesley campus in order to keep our community safe while allowing for regular and consistent engagement.

## Tiered Protocol System



Wesley has a five-tier system for communicating about the operations on campus during the COVID-19 Pandemic. During much of the pandemic, Wesley has maintained an operational status at Tier 3.




### Practice Good Hygiene

Wash Hands regularly throughout the day.



### Masks are mandatory.

Masks must be worn in all public buildings on campus.



### Monitor your Health

If you are sick, please stay at home.

**Campus will physically reopen at a Tier 2 when deemed safe and appropriate by the administration. Below are specifics on Tier 2 operations:**

## Campus Operations under Tier 2

The goal of campus operations is to de-densify the overall traffic on campus and the population engaging the campus. The following principles will guide all persons while on campus.

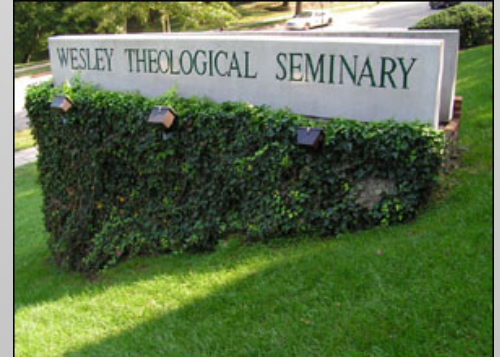
- Masks are required inside public buildings on campus at all times.
- All commuter lounges and indoor public spaces are closed until further notice.
- All persons should follow directional signs for movement on-campus in and out of buildings. Certain doors are for entrance and others for exits.
- There are multiple hand sanitizing stations throughout the campus. High traffic areas like the mailroom and administration hallways in Trott building are limited for appointment or prearranged visits only. Offices may close frequently to accommodate visitors and practice physical distance measures.
- Food service is suspended and the Refectory is closed. Campus vending is temporarily closed as well. Campus elevators are reserved for physically challenged persons and are restricted to only one person at a time.
- In person Library services are by appointment only. Visits are limited to no more than one hour.

## Staff and Office Operations

Under Tier 2, offices will be operating with staggering schedules and alternating staffing.

Each office will have specific staff designated to work in the office with staggered schedules so as to maintain proper physical distance during the work day. Whenever possible, the Seminary encourages visitors to conduct business remotely (electronic forms, phone calls, emails, etc.). Please keep the following considerations in mind if you need to conduct business on campus:

- Confirm your health status via WorkSafe app or questionnaire
- Make an appointment and set a time to meet with staff in the office.
- Wear a mask and other appropriate PPE when inside any office or public building on campus.
- Follow all directional signs and instructions posted for office access



- The seminary has invested in a health monitoring application.
- WorkSafe/LiveSafe is a monitoring app that helps you to monitor your health for participation in the community. <https://www.livesafemobile.com/worksafe/>

## Classroom Instruction

All large classes have been moved to online synchronous and asynchronous learning. Please consult with seminary communications from the Registrar's and Dean's offices for information

- Only small seminar and intensive classes numbering smaller than 20 are permitted to meet on campus. These classes will meet in large classroom spaces practicing physical distance. All participants must wear a mask while indoors.
- Student participation in on campus learning is optional and all faculty will have ways of engaging students synchronously in the face to face instruction remotely.

## Residential Life Operations

Housing will provide only single occupancy in NRH and Straughn Halls.

- All dorm communal lounge and gym spaces are closed. Shared kitchens and laundries are to be cleaned by residents after each usage.
- Until further notice, all guest housing and commuter housing options are suspended.
- Residents will be asked to regularly monitor their health and report COVID-19 like symptoms.

## Community Life Programming

All community wide programming will be held primarily via online platforms.

- Chapel, student group meetings, and general community life activities will be coordinated via online platforms.
- Small gatherings (less than 10) may be permitted on campus in spaces where physical distance can be effectively practiced.
- Commuter Lockers will not be available for use.

These guidelines are dependent on District and regional laws and procedures for reopening. The conditions in the city and the DC Metropolitan region may require changes to these guidelines. Sign up for WesleyAlerts at [wesleyalerts@wesleyseminary.edu](mailto:wesleyalerts@wesleyseminary.edu) to stay up-to-date on the latest communications related to seminary operations. For questions about these and other seminary directives, please contact The Office of Community Life at [communitylife@wesleysminary.edu](mailto:communitylife@wesleysminary.edu).